

R









GDR638



New regional drive axle tire for light and medium heavy trucks and buses using 17.5 and 19.5 inch tires

- GDR638 meets the increasing demands of the medium sized truck operator, providing comfort, low noise, good wet and dry handling in addition to an excellent mileage performance
- Excellent all season and medium severe winter properties



Size	Load	SI	Tube Type / Tubeless		Rim	Load Single Kg	Load Dual Kg			Noise (dB)			
245/70R17.5	136/134	M	TL	3PMSF	7.50	2240	2120	248	789	74	2	C	D
205/75R17.5	124/122	M	TL	3PMSF	6.00	1600	1500	205	753	74	2	C	D
215/75R17.5	126/124	M	TL	3PMSF	6.00	1700	1600	211	767	74	2	C	E
225/75R17.5	129/127	M	TL	3PMSF	6.75	1850	1750	226	783	74	2	C	E
235/75R17.5	132/130	M	TL	3PMSF	6.75	2000	1900	233	797	74	2	C	D
245/70R19.5	136/134	M	TL	3PMSF	7.50	2240	2120	248	839	74	2	C	E
265/70R19.5	140/138	M	TL	3PMSF	7.50	2500	2360	262	867	71	2	C	E
285/70R19.5	146/145	M	TL	3PMSF	8.25	3000	2900	283	895	71	2	C	E

Features

Benefits

- Pattern design with small blocks and 4 longitudinal grooves > Provides good traction and braking with improved vehicle stability and driver comfort
- New casing construction > Improves casing stiffness and footprint, resulting in longer tire life
- Incorporates the latest bead construction > Improved uniformity and facilitates easier fitting to the rim
- Meets 3PMSF certification > Meets the requirements across Europe for 3PMSF Winter tires. It has the 3PMSF symbol on the tire sidewall

Product Application - Road Characteristic

Long Haul

Regional Haul

Urban

Mixed Service

